

# IMPACT OF INTERNATIONAL HEALTH CRISIS ON LEGAL INFRASTRUCTURE FOR TRADE:

## A trade facilitation perspective from ESCAP

Yann Duval  
Chief, Trade Policy and Facilitation Section  
Trade, Investment and Innovation Division,  
United Nations ESCAP



[HOME](#)[GLOBAL DATA](#)[REGIONAL DATA](#)[ECONOMY DATA](#)[COMPARE](#)[ABOUT](#)[REPORTS](#)[DATA REQUEST](#)[ENGLISH](#)

## Trade Facilitation & Paperless Trade

Visualize and compare implementation of measures across regions and economies

[GET STARTED](#)

New data to be released  
5 July 2023

UNTFSURVEY.ORG IS A JOINT INITIATIVE OF THE UN REGIONAL COMMISSIONS

### Interactive visualization of Trade Facilitation & Paperless Trade data

To help countries benchmark and reduce the time and cost of trading across border, the UN Regional Commissions jointly conduct the UN Global Survey on Digital and Sustainable Trade Facilitation. The Survey currently covers 143 economies around the globe, and 58 measures related to the WTO's Trade Facilitation Agreement (TFA), as well as emerging regional and global initiatives on paperless trade or e-trade, such as the recent Framework Agreement on Facilitation of Cross-Border Paperless Trade in Asia and the Pacific (CPTA). The Survey leads to the production of a Global Report and five Regional Reports, which aim at providing insightful information for policy makers to harness trade as a key means of implementation of the 2030 Agenda for Sustainable Development. The Survey is conducted in collaboration with growing number of global and regional partners, since 2015 and every two years. On this website you can visualize the results - please make a selection:



#### Visualize Global Results

Get an overview of global survey results on chart or map, with the option to narrow down



#### Visualize Regional Results

Select a geographic region / regional UN Commission and display regional & sub-



#### Visualize Country Results

Select any economy of interest and get a detailed overview of trade facilitation &

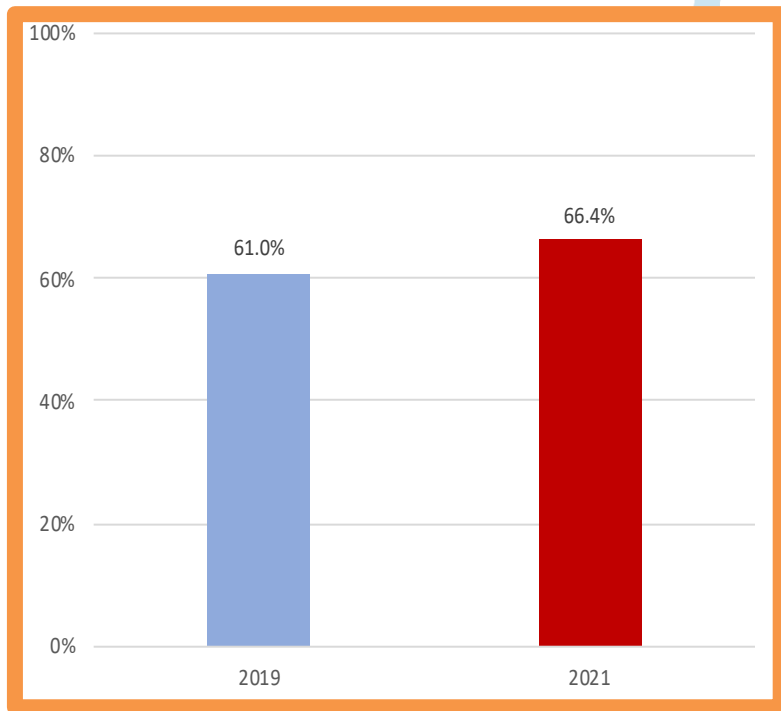


# Implementation of TF: Progress 2019-2021

(128 countries covered in both 2019/2021 Surveys)



Despite supply chain disruptions during COVID-19, **implementation at global level increased by over 5 percent** over the last two years.

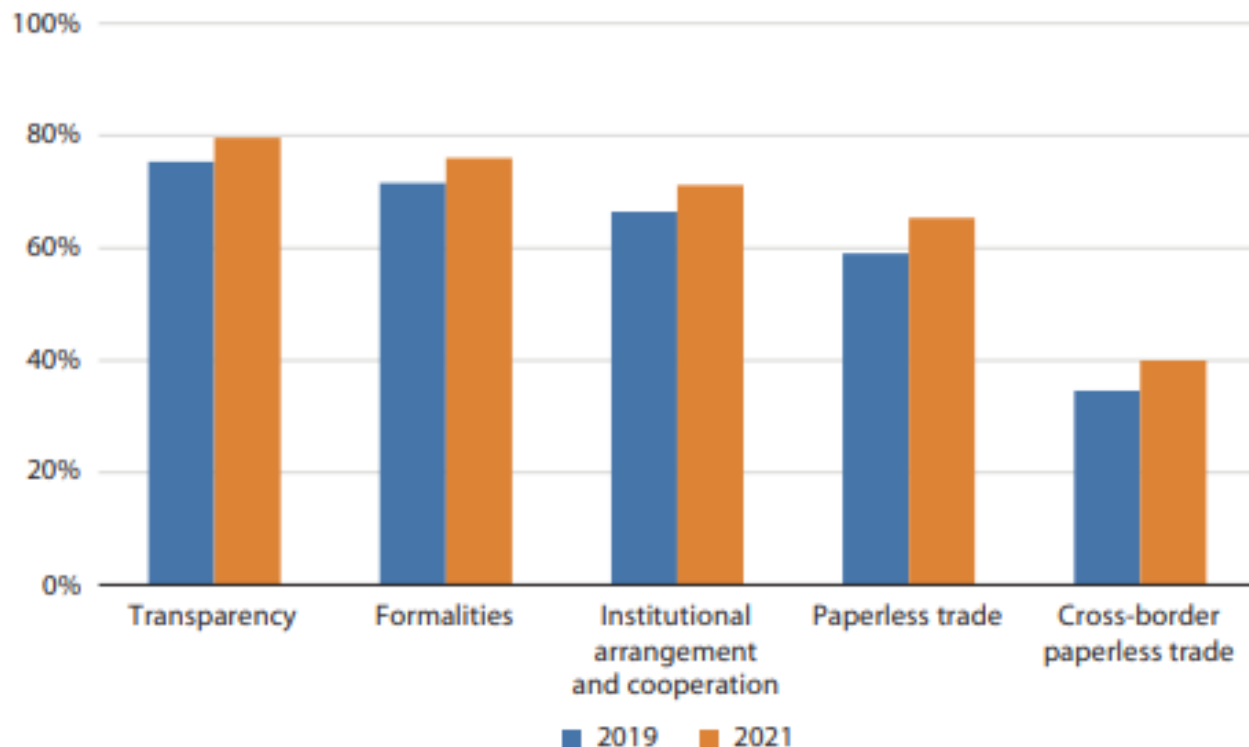


Source: UN Global Survey on Digital and Sustainable Trade Facilitation (2021)

Note: UNTRCs are still receiving feedback from some member countries on data validation. Therefore, the results may be further – probably slightly – revised in the final report to be issued in the coming months.

[UNTFSURVEY.ORG](https://untfsurvey.org)

**Figure 6. Progress of global implementation of trade facilitation measures, 2019 and 2021**

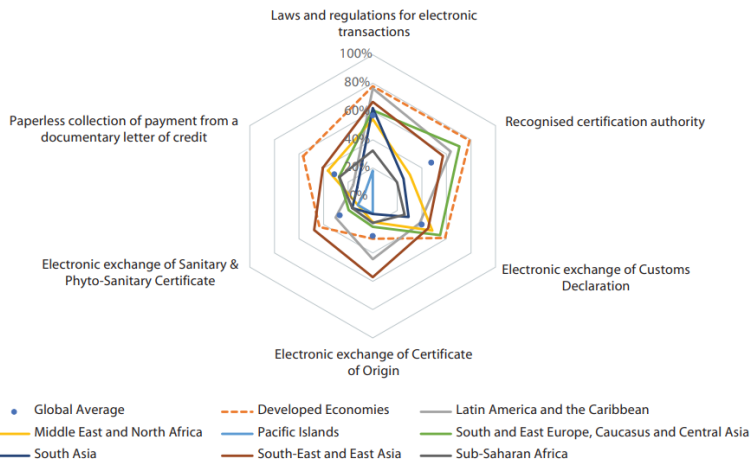


# Cross-border exchange and legal recognition of electronic data/docs lacking

- Significant progress made on *paperless trade* implementation (e.g. national e-Single Windows)
- But *cross-border paperless trade* remains limited, including in G20 countries



Figure 18. Global implementation of cross-border paperless trade measures in various regions



Source: The UN Global Survey on Digital and Sustainable Trade Facilitation, 2021. Available at [untfsurvey.org](http://untfsurvey.org)

# Challenges to Moving forward on Cross-border Paperless Trade



International Standards



Harmonization of legal frameworks



Capacity gaps among the parties (infrastructure & HR)



Cooperation between public and private sectors



Lack of intergovernmental coordination mechanism



# Framework Agreement on Facilitation of Cross-border Paperless Trade in Asia and the Pacific (CPTA)

The enabling UN treaty entered into force in 2021

## Article 1: Objective

The objective of the present Framework Agreement is **to promote cross-border paperless trade** by enabling *the exchange and mutual recognition of trade-related data and documents in electronic form and facilitating interoperability among national and subregional single windows and/or other paperless trade systems*, for the purpose of **making international trade transactions more efficient and transparent while improving regulatory compliance.**

Article 5:  
General  
Principles

Article 8:  
Cross-  
border  
Mutual  
Recognition

Article 11:  
Institutional  
Arrangement  
s

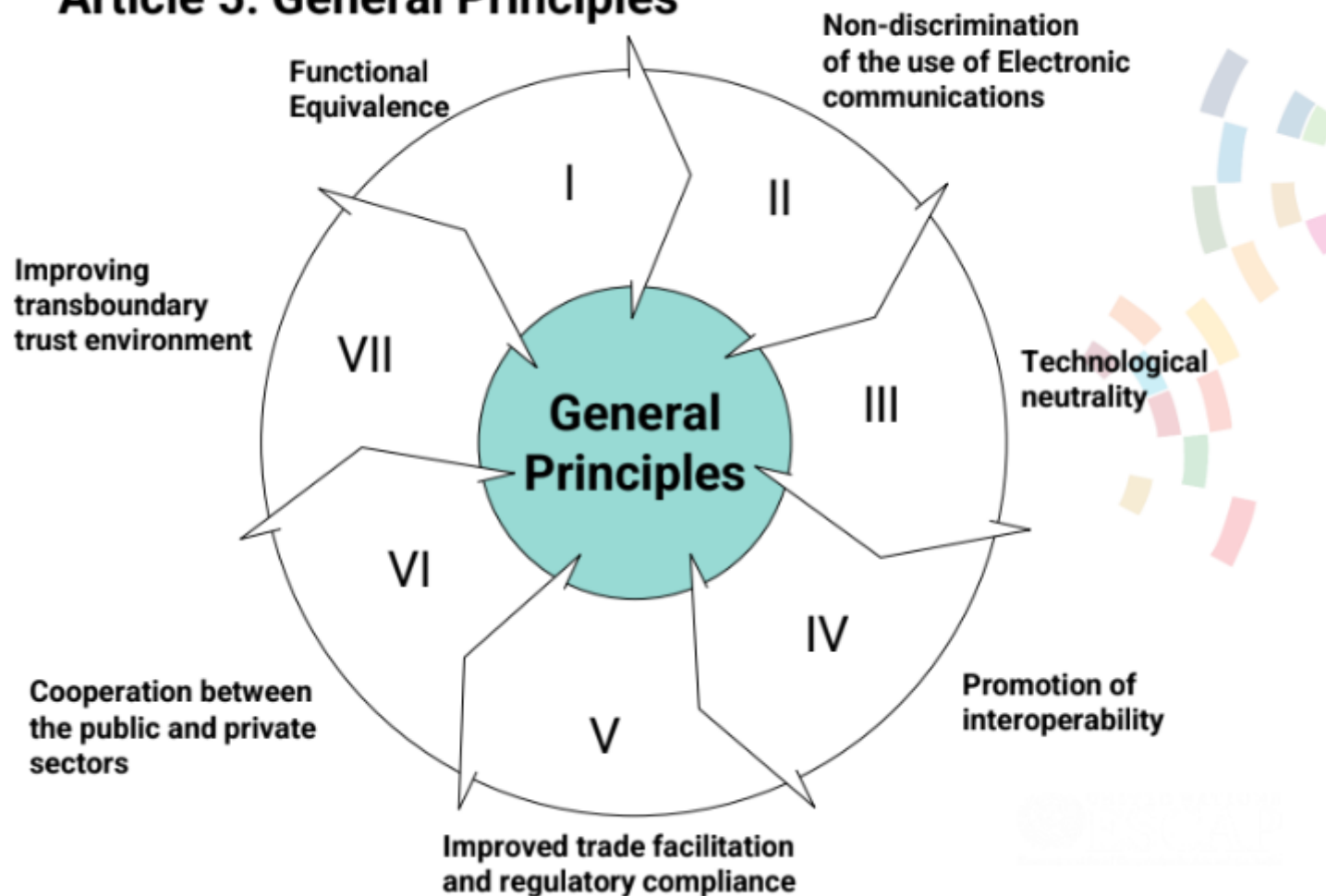
Article 12:  
Action Plan

Article 13:  
Pilot  
Projects and  
Sharing of  
Lessons  
Learned

Article 14:  
Capacity  
Building



# Article 5: General Principles





# Framework Agreement on Facilitation of Cross-border Paperless Trade in Asia and the Pacific (CPTA)

- 100% increase in number of acceding parties in 2022 – now 11 parties
- Most inclusive and cooperative platform for progress
- Join to demonstrate high-level commitment to digital trade transformation
- and enable cross-border cooperation

Participant	Signature	Ratification, Acceptance(A), Approval(AA), Accession(a)
Armenia	22 Sep 2017	
<a href="#">Azerbaijan</a>		2 Mar 2018 a
Bangladesh	29 Aug 2017	13 Oct 2020
Cambodia	29 Aug 2017	
<a href="#">China</a>	29 Aug 2017	22 Nov 2020 AA
Iran (Islamic Republic of)	29 Sep 2017	29 May 2020
Mongolia		27 Jul 2022 a
Philippines		23 Dec 2019 a
Republic of Korea		28 Nov 2022 a
Tajikistan		8 Dec 2022 a
Timor-Leste		5 Apr 2022 a
Turkmenistan		4 May 2022 a
Tuvalu		8 Dec 2022 a

<https://www.unescap.org/projects/cpta>



# Conclusion & Way Forward

- COVID-19 crisis highlighted the importance of accelerating trade digitalization
- UNCITRAL instruments related to e-commerce supported the development of the CPTA
- UNCITRAL instruments will support the implementation of the CPTA going forward (e.g. MLETR)
- ESCAP-UNCITRAL collaboration to be continued
- Armenia and other ESCAP members encouraged to join CPTA treaty as soon as possible.

**Second Session of the Standing Committee of the Framework Agreement  
on Facilitation of Cross-border Paperless Trade in Asia and the Pacific**

Bangkok and online, 19 – 21 June 2023

Date	Morning	Lunch	Afternoon
<b>Monday 19 Jun</b>	Second Session of the Standing Committee	Workshop: State of Play on Cross-border Paperless Trade in Asia and the Pacific <i>(by invitation only)</i>	Second Session of the Standing Committee
<b>Tuesday 20 Jun</b>	Workshop: Advancing towards Pilot Projects on Cross-border Paperless Trade		Second Session of the Standing Committee
<b>Wednesday 21 Jun</b>	Workshop: Undertaking Feasibility Studies on Cross-border Paperless Trade		Second Session of the Standing Committee

**Second Session of the Paperless Trade Council of the Framework Agreement  
on Facilitation of Cross-border Paperless Trade in Asia and the Pacific**

Bangkok and online, 22 – 23 June 2023

Date	Morning	Afternoon
<b>Thursday 22 Jun</b>	Second Meeting of the Ad-Hoc South Asian Subregional Task Force on Cross-border Electronic Trade Data Exchange <i>(by invitation only)</i>	Second Session of the Paperless Trade Council
	Workshop: Cross-border Legal Recognition and Technical Interoperability of Trust Services	
<b>Friday 23 Jun</b>	Workshop: Lessons Learned from 18 National Readiness Assessments for Cross-border Paperless Trade in Asia and the Pacific	Second Session of the Paperless Trade Council



## **Workshop: Cross-border Legal Recognition and Technical Interoperability of Trust Services: Draft Programme**

**Co-organized by ESCAP, United Nations Commission on International Trade Law (UNCITRAL) and ICC Digital Standards Initiative (DSI)**

**11:00-12:00, 22 June 2023, Bangkok, Thailand and online**

**On-site: UNCC Room CR-3, Bangkok & Online: [Zoom meeting](#)**

This capacity building workshop will discuss a building block of cross-border paperless trade: interoperability and cross-border recognition of trust services. Trust services are services that provide assurance of quality of data such as electronic signatures and timestamping. UNCITRAL has recently adopted a new text in the field, the Model Law on the Use and Cross-border Recognition of Identity Management and Trust Services. The workshop will address the legal framework required for trust services and the technical aspects of their implementation to achieve interoperability and, ultimately, enable dataflows.



**ESCAP**  
Economic and Social Commission  
for Asia and the Pacific



**DECADE  
OF  
ACTION**

[ABOUT](#) [COMMISSION](#) [2030 AGENDA](#) [OUR WORK](#) [KNOWLEDGE PRODUCTS](#) [MORE](#)

Projects

## Initiative on Model Provisions for Trade in Times of Crisis and Pandemic in Regional and other Trade Agreements

Model RTA Chapter  
on "Trade in Crisis  
Situations" released



UNITED NATIONS  
**ESCAP**  
Economic and Social Commission  
for Asia and the Pacific



WORLD TRADE  
ORGANIZATION



UNITED NATIONS  
**ECLAC**

Initiative on Model Provisions  
for Trade in Times of Crises  
and Pandemic in Regional and  
other Trade Agreements



UNITED NATIONS  
**UNCTAD**



United Nations  
Economic Commission  
for Africa



**UNECE**



UNITED NATIONS  
الاسكوا  
**ESCWA**



UNITED NATIONS  
**ESCAP**  
Economic and Social Commission  
for Asia and the Pacific

## Trade Facilitation & Paperless Trade

Visualize & compare implementation of measures across regions and economies

GET STARTED

UNTFSURVEY.ORG IS A JOINT INITIATIVE OF THE UN REGIONAL COMMISSIONS

Interactive visualization of Trade Facilitation & Paperless Trade data

# Thank you!



# ANNEXES



# ***ESCAP Framework Agreement on Facilitation of Cross-Border Paperless Trade in Asia and the Pacific (CPTA)***



<https://www.youtube.com/watch?v=WDzcLwBzU3s&t=37s>



<https://www.youtube.com/watch?v=TPXQlr8RHU&t=102s>



# Framework Agreement on the Facilitation of Cross-Border Paperless Trade in Asia and the Pacific (CPTA)

## ❑ A UN Treaty

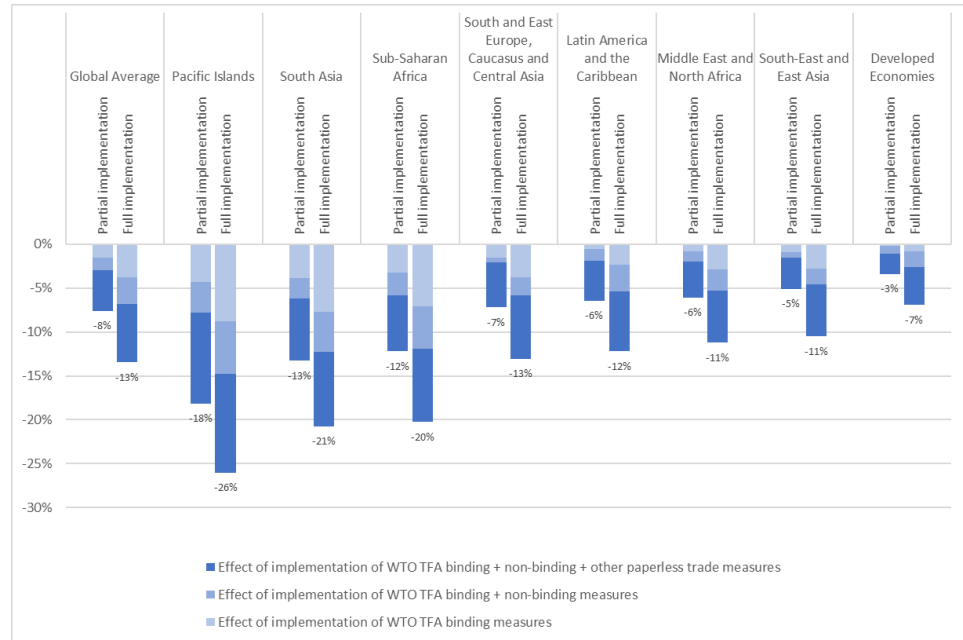
- ✓ Open to interested (53) ESCAP member states (voluntary) to become parties
- ✓ Enabling and action-oriented agreement

## ❑ Objective

- ✓ To facilitate cross-border paperless trade (data exchange) among willing ESCAP member states by providing a dedicated intergovernmental framework to develop legal and technical solutions
- ✓ Complementary to the WTO Trade Facilitation Agreement (TFA) as well as (sub)regional efforts

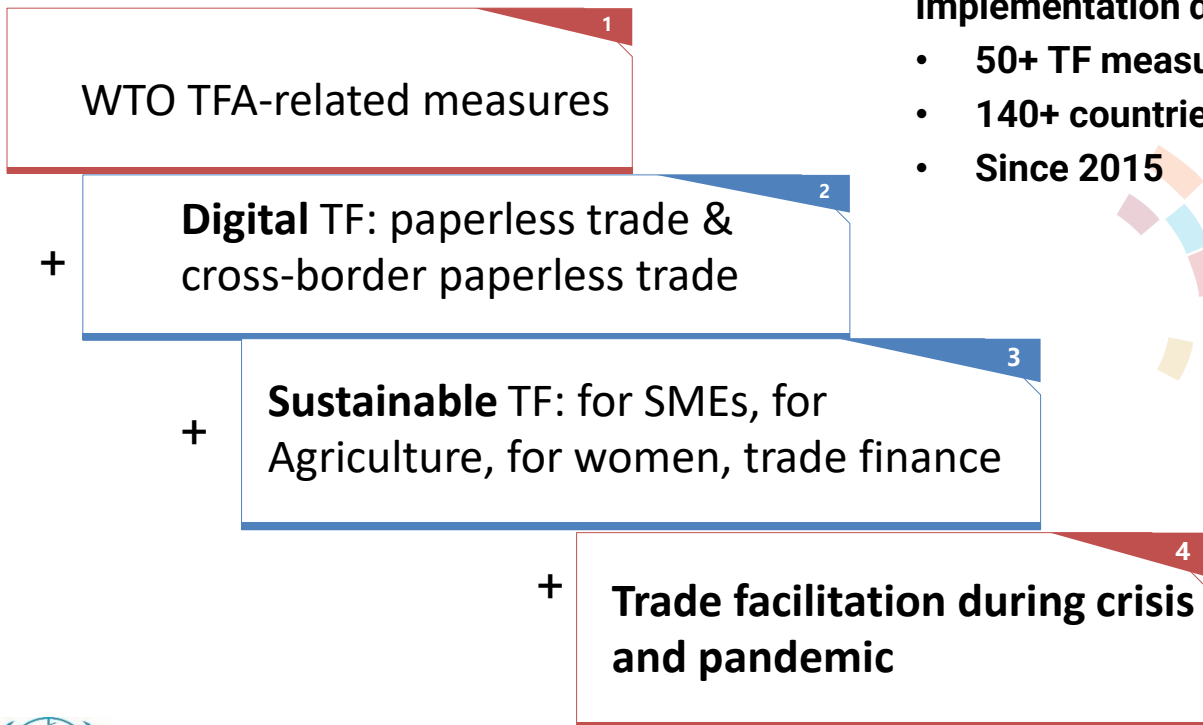
# Trade Digitalization: Benefits from cross-paperless trade facilitation

Full implementation of *cross-border paperless trade* is expected to result in 13% trade cost reduction (up to 26%) and an increase in global trade by at least \$750 billion a year





# UN Global Survey on Digital and Sustainable Trade Facilitation (TF)



Implementation data for:

- 50+ TF measures
- 140+ countries
- Since 2015

